

UConn

Immigration Procedures

Apply for your visa and prepare for arrival to the U.S.

WELCOME! We will begin at 8:00 a.m.

Introduce yourself in the chat. Please tell us your name and where you are joining from.

May 10, 2022

Hello

**Libby Novak,
ISSS Storrs**




**Arthur Galinat,
ISSS Storrs**



Hello!

**Lulu Dong,
ISSS Stamford**



**Neena Kapoor,
ISSS Hartford**



Upcoming Webinars

<https://issu.uconn.edu/webinars/>

Submit questions & View Meeting Info

May 25 - Finding Housing

June 7 - Important UConn Business and Deadlines

June 21- Student Health and Wellness Requirements and Services



ISSS New Student Webinars

1888 Orientation Events 1888 New Student Webinars Orientation for Visiting Scholars

Submit a Question in advance for the ISSS New Student Webinar

April 5, 2022 8:00 am-9:00 am

New Student Webinar: How to Accept Admission and Request Your Form I-20/DS-2019

Welcome new Huskies! Join staff from Admissions, The Graduate School and the International Student & Scholar Services to learn the steps you must take to finalize your admission with UConn and what you need to do to request your form I-20 and start the process to apply for your student visa.

Review Slides Here: [Next Steps for New Admits \(I-20 Request Webinar for Fall 2022\) 04.05.2022](#)

Review Helpful Links and Resources Here: [Next Steps for New Admits \(Links and Contact Information\) 04.05.2022](#)



May 10, 2022 8:00 am-9:00 am

New Student Webinar: Immigration Procedures and Applying for Your Visa

Welcome new Huskies! Join ISSS for a webinar for new international students coming to UConn for fall 2022 all about applying for your visa and arriving in the U.S. Meet staff from International Student and Scholar Services (ISSS) and current UConn international students to learn about the steps needed to apply for your student visa.

Review Slides Here: [New Student Webinar - Immigration Procedures \(11.02.2021\)](#)

Join Here: <https://uconnvdc.webex.com/uconnvdc.php?MTID=mbab042b80e931ba07305ce332a20e85>

Password: UConn2022



May 25, 2022 8:00 am-9:00 am

New Student Webinar: Finding Housing at UConn

Welcome new Huskies! Join ISSS for a webinar for new international students coming to UConn for fall 2022 all about finding housing. Meet staff from UConn Residential Life and Off-campus Student Services. Learn how to apply for on-campus housing, how roommates are selected and what you need to do to live on-campus for fall 2022. Looking for an apartment off-campus? Off-campus Student Services will discuss strategies for finding housing, finding a roommate and identifying apartments close to campus or the UConn bus line.

Review Slides Here: [New Student Webinar - Finding Housing 11.9.2021](#)

Join Here: <https://uconnvdc.webex.com/uconnvdc.php?>



Agenda

ISSS Overview

Getting to Know You

Visa Application Process


Arriving in U.S.

<https://issu.uconn.edu/>

> New Students and Scholars

> Apply for the Visa

Visa Application



Video: Attending a Non-immigrant Visa Interview at the U.S. Embassy - US Embassy London

After receiving your Form I-20 or DS-2019, you may apply for your F-1 or J-1 visa through your nearest U.S. embassy or consulate.

It is better to apply for your visa in your home country, although if this is not possible, you may be able to apply in another country as well. You may not apply for your visa inside the United States.

You must apply for the visa using the I-20/DS-2019 issued for the school that you plan to attend.

Citizens of Canada and Bermuda are not required to apply for an F-1/J-1 visa through a U.S. consulate – instead you can present your I-20/DS-2019 to immigration officers when arriving at your port of entry, and they will assess whether you may enter as an F-1 student or J-1 exchange visitor.

I received my I-20/DS-2019 – what do I do next?

The visa interview

Administrative processing

My visa is delayed – What if I can't arrive on time?



What degree are you starting at UConn?

① Start presenting to display the poll results on this slide.



What UConn campus are you admitted to?

① Start presenting to display the poll results on this slide.



Have you already obtained a U.S. Student Visa (F-1/J-1)?

ⓘ Start presenting to display the poll results on this slide.

USA Student Visa Process

1. **Get Admitted and Request UConn I-20:** iss.uconn.edu > “Request I-20 or DS-2019”
The I-20 form needs to be kept safe, as you’ll need it for your visa interview.
2. **Pay the SEVIS I-901 fee (\$350):** www.fmjfee.com > pay online and print receipt for visa interview and travel to U.S.
3. **Complete non-immigrant visa application (DS-160) online and pay visa application fee (\$160):** ustraveldocs.com Fee payment instructions are **different** in every country! Some countries subject to Visa Reciprocity Fee in addition to visa fee. (China, India, Brazil, Saudi Arabia, Iran, South Korea = No Reciprocity Fee)
4. **Schedule an appointment for a visa interview:** This needs to be done at the U.S Embassy or Consulate in the country where you live. Schedule instructions are **different** in every country! usembassy.gov and ustraveldocs.com
5. **Receive a decision:** At your interview you should receive a decision on your application.

USA Student Visa Process

Nonimmigrant Visa Information

- ▶ Visa Types
- ▶ Visa Fees
- ▶ Payment Options
- ▶ DS-160 Information
- ▶ Appointment Wait Times
- ▶ Photos and Fingerprints
- ▶ Visa Waiver Program

Nonimmigrant Visa Application

- ▶ Apply for a Visa
- ▶ Pay My Visa Fee
- ▶ Complete My DS-160
- ▶ Schedule My Appointment
- ▶ Change Document Delivery Address
- ▶ Track & Retrieve My Passport
- ▶ Apply for Expedited Visa Processing
- ▶ Applying for a Visa without an Interview
- ▶ Application Refused under INA 221(g)
- ▶ Submitting 221(g) Documents

U.S. DEPARTMENT of STATE
CONSULAR ELECTRONIC APPLICATION CENTER

Apply For a Nonimmigrant Visa

Webinar!

Get Started

Select a location where you will be applying for this visa

[-] SELECT ONE

Enter the code as shown:

6E08V3

Select a location and make sure you have the documents and information you will need.

START AN APPLICATION

RETRIEVE AN APPLICATION

You will be asked for your application ID and answer a security question.

Additional Information

- Write down the Application ID displayed on the top right hand corner of the page. If you close your browser window, you will need your ID to access your application again.
- Save your application frequently. The system will time out after 20 minutes of inactivity, and you will lose all unsaved information.
- Read more about U.S. visas at travel.state.gov.
- Visit the website of the U.S. Embassy or consulate.

Please be patient as you use this form. Download times may vary depending on your internet connection speed.

APPLY FOR A U.S. VISA

Terms & Conditions :

- All fees paid are non-refundable.
- A visa does not guarantee entry into the U.S.
- A visa allows a foreign citizen coming from abroad, to travel to the United States port-of-entry and request permission to enter the U.S.
- Permission to enter can only be given by a Department of Homeland Security (DHS), Customs and Border Protection (CBP) official.
- You may not enter the U.S. with an expired visa. The visa must be valid at the time you enter the U.S.

Registered Users

- To schedule a visa interview or enter your visa delivery address, you will need to register and create a profile online. If you already have a profile, please do not create a new one. You can always modify your existing profile by logging in using your user ID and password. If you have lost your password, please simply retrieve it by clicking **Forgot Your Password?** If you are a first time user, click **New User?** to create your profile.

Email

Password

*I have read and understood the

I am human

Login

Consulate Locations

Find the location you are applying from then choose your language.

The Americas

Argentina: Spanish English
The Bahamas: English
Barbados: English
Belize: English
Brazil: Portuguese English
Bolivia: Spanish English
Canada: English French
Chile: Spanish English
Colombia: Spanish English

Ecuador: Spanish English
Guyana: English Spanish
Jamaica: English
Mexico: Spanish English
Paraguay: Spanish English
Peru: Spanish English
Trinidad and Tobago: English
Uruguay: Spanish English

Europe

Albania: English Albanian
Armenia: English Farsi Armenian
Azerbaijan: Azerbaijani English Russian
Belgium: French Dutch English
Bosnia and Herzegovina: Bosnian English
Croatia: English Croatian
Cyprus: Greek English Turkish
France: Portuguese French English
Greece: Greek English

Ireland: English
Kosovo: English Albanian Serbian
North Macedonia: Macedonian Albanian English
The Netherlands: Dutch English
Portugal: Portuguese English
Serbia: English Serbian
Spain and Andorra: Spanish English
Turkey: Turkish English Farsi
United Kingdom: English

— LET'S GET STARTED

What type of visa do you need?

If you are unsure what type of visa you need, please use the Visa Wizard below to help you determine the correct visa type for your purpose of travel.

The type of visa you must obtain is defined by U.S. immigration law and relates to the purpose of your travel. Depending on where you will be applying for your visa, you can use this wizard to find out what visa type may be most appropriate for your purpose of travel. For some countries, you will be redirected to a third-party site that uses its own tools to help you determine what visa type is best for you. Please answer all questions as the applicant.

→ In which country will you be applying for your U.S. Visa? **Colombia**

Start Over ↻

In the country you selected, visa applications and interview scheduling are primarily facilitated by a third-party company, Applicant Service Centers. Please visit their website at: <https://ais.usvisa-info.com> for additional information on determining what visa type is best for you and how to apply.


Preparing for visa interview

Documents to bring:

UConn I-20/DS-2019, passport, financial documents, I-901 Fee receipt, other supporting documents

Wait in line outside and then a separate waiting room - follow all rules regarding electronics and backpacks!

Go to interview room/interview counter/window for visa interview



Preparing for visa interview

Common Questions from consular officers:

1. School Name
2. Program Name
3. Funding resources
4. Parents' jobs
5. Future work after graduation

Research Proposal/Study Plan 研究计划 / 学习计划

(Please Write in **English**) (请用英文回答)

- 1) Research Area of Interest and Major: (please explain what your major is and what you plan to study) 你的专业和研究方向: (请说明你的专业和学习计划)
- 2) Advisor or Potential Advisor: (this means your research advisor not academic advisor) 导师或有意向的导师: (是你的研究导师而不是学术导师)
- 3) Is your program coursework only? If *not*, please tell us the name of your research project and give a basic description of your research. 你的学习项目只是授课形式? 如果不是, 请提供你的专项课题的具体名称和内容
- 4) Research Funding: (Where is the funding coming from?) 研究专项资金: (你的研究专项资金从哪里获得?)
- 5) Practical Application of Research: 研究课题的实际应用

Visa interview decision

Approval follow up: a slip of paper with passport shipping instruction

Background Checking

- Some students may be subject to Administrative Processing (221g)
- Common for students in sciences
- Technically a refusal, follow all instructions and wait may take 2 weeks - 60 days (or more).

A visa refusal under section 221(g) means the applicant does not establish eligibility for a visa to the satisfaction of the consular officer.

When a consular officer refuses a case under 221(g), she or he will convey whether the applicant is required to provide any further documentation or information, or whether the case requires additional administrative processing.

It is possible that a consular officer will reconsider a visa application refused under 221(g) at a later date, based on additional information or upon the resolution of administrative processing, and determine whether the applicant is eligible for the visa.

Denial

Entry requirements to the U.S.

- International travelers need to show proof that they are fully vaccinated with an FDA or WHO-approved vaccination for COVID-19.
- Proof of recent negative COVID-19 test also required to board airplane.
- U.S. Center for Disease Control sets full policy/procedures:
 - [Entry rules for Non-Citizen, Non-Immigrant Travelers](#)

Exceptions to COVID-19 Vaccination Requirement

- Children under 18 years of age
- Persons with documented medical contraindications to receiving a COVID-19 vaccine
- [Participants in certain COVID-19 vaccine trials](#)
- Persons with valid visas [excluding B-1 (business) or B-2 (tourism) visas] who are citizens of a foreign [country with limited COVID-19 vaccine availability](#)

NOTE: No religious exceptions.

- Other limited exceptions apply, but these are not likely to impact incoming international students, exchange visitors and family.

Countries w/ Limited COVID-19 Vaccine Availability - April 14, 2022

Burkina Faso	Haiti	Somalia
Burundi	Madagascar	South Sudan
Cameroon	Malawi	Sudan
Chad	Mali	Syrian Arab Republic
Cote d'Ivoire	Niger	Uganda
Democratic Republic of the Congo	Nigeria	United Republic of Tanzania
Djibouti	Papua New Guinea	Yemen
Eritrea	Senegal	Zambia
Ethiopia	Sierra Leone	

Preparing for US travel

Buy flight tickets

Luggage - what to bring, what to expect when you arrive
<https://iss.uconn.edu/prepare-for-arrival/> > “What to Bring”

Documents to have in your carry-on bag:

I-20 or DS-2019, Passport, Visa, I-901 Fee receipt, Funding Documents, U.S. Address, proof of vaccination and negative COVID test.

Customs officers

- Where are you studying? How are you going to get on campus?
- Secondary Inspection, DSO/International Advisor’s contact information
- Canadian/Bermudian Students and B-2 visa status: Keep your passport and I-20/DS-2019 together at port of entry

Quarantine Requirements

- No quarantine required if you are fully vaccinated, and are verified as such by UConn.
- If you travel to the U.S. with an exception to vaccination requirement (not fully vaccinated, you must attest that you will:
 - Be tested for COVID-19 3-5 days after arrival
 - Self-quarantine for 7 days
 - Self-isolate if you test positive for COVID-19
 - Be vaccinated within 60 days after arrival (if you will stay longer than 60 days) where possible. Not yet clear if you will need to show proof of scheduled vaccination.

Upon Arrival at UConn

I-94

- Receipt for Arrival
- Print every time you enter U.S.
- Canadian travelers by land may receive paper I-94 in passport

Entry Stamps

- May or may not receive stamp in passport

U.S. Customs and Border Protection
Securing America's Borders

Admission (I-94) Number Retrieval

Admission (I-94) Record Number: 68314040 400

Admit Until Date (MM/DD/YYYY): D/S

Details provided on Admission (I-94) form:

Family Name:	Mouse
First (Given) Name:	Mickey
Birth Date (MM/DD/YYYY):	05/09/1954
Passport Number:	BD4726352
Passport Country of Issuance:	England
Most Recent Date of Entry (MM/DD/YYYY):	06/01/2013
Class of Admission:	F-1

Submit Arrival Documents to ISSS

Submit Arrival Documents to ISSS

All international students and exchange visitors must submit arrival documents to UConn by the I-20 or DS-2019 start date listed on your form. This is how you formally report your arrival to the school. If you do not submit your arrival documents, your F-1 or J-1 visa status could be cancelled. Here is how to submit your arrival documents to ISSS by completing **ALL 5 Steps** below:

Step 1 of 5: Update your personal information

Step 2 of 5: Print your I-94 Record

Step 3 of 5: Scan or take photos of your documents

Step 4 of 5: Submit your arrival documents in ISSS Portal


Step 5 of 5: J-1 VISA ONLY- Submit Medical Insurance Confirmation Record in ISSS Portal

<https://iss.uconn.edu/arrival-checklist/>

Important Upcoming Dates

- **Wednesday, 5/25/2022**- ISSS New Student Webinar: Finding Housing at UConn
- **Tuesday, 6/7/2022**- ISSS New Student Webinar: Important University Business and Deadlines
- **Tuesday, 6/21/2022**- ISSS New Student Webinar: Student Health and Wellness Requirements and Services
- **Friday, 7/1/2022**- Deadline to submit Health History [Form](#)
- **Monday, 8/01/2022**- Deadline to pay fee bill for Undergraduate students
- **Saturday, 8/20/2022**- New Student Move In Date
- **Monday, 8/22/2022**- International Graduate Student Orientation

Questions



**International Student and Scholar Services
(ISSS) international@uconn.edu**